
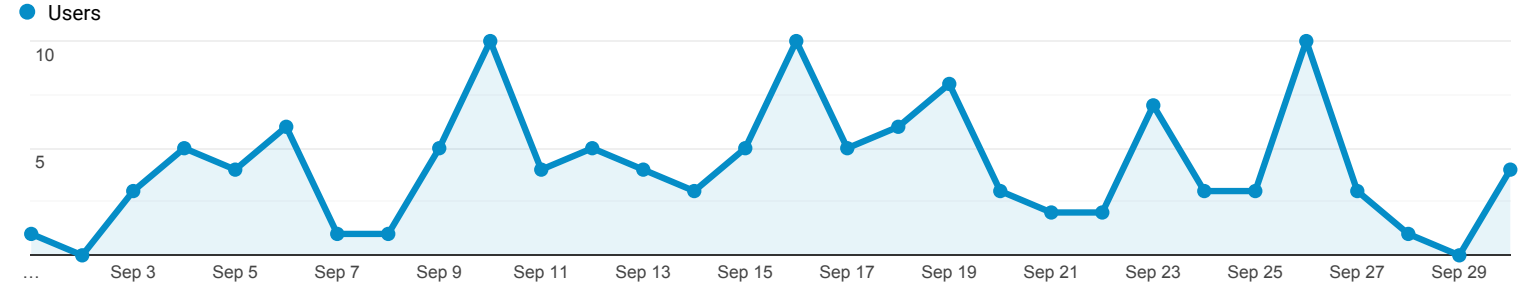


**Audience Overview**


**All Users**  
 100.00% Users

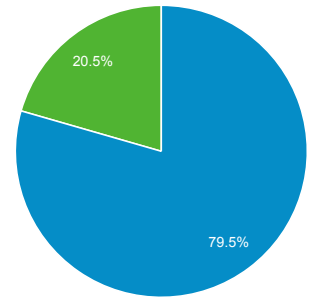
Sep 1, 2019 - Sep 30, 2019

**Overview**



<b>Users</b> <b>101</b>	<b>New Users</b> <b>89</b>	<b>Sessions</b> <b>141</b>
<b>Number of Sessions per User</b> <b>1.40</b>	<b>Pageviews</b> <b>472</b>	<b>Pages / Session</b> <b>3.35</b>
<b>Avg. Session Duration</b> <b>00:02:40</b>	<b>Bounce Rate</b> <b>31.21%</b>	

■ New Visitor ■ Returning Visitor



City	Users	% Users
1. <a href="#">Madison</a>	52	49.06%
2. <a href="#">Chicago</a>	7	6.60%
3. <a href="#">Minneapolis</a>	5	4.72%
4. <a href="#">Lake Forest</a>	4	3.77%
5. <a href="#">(not set)</a>	3	2.83%
6. <a href="#">San Luis Obispo</a>	2	1.89%
7. <a href="#">Mount Horeb</a>	2	1.89%
8. <a href="#">Sun Prairie</a>	2	1.89%
9. <a href="#">Sobral</a>	1	0.94%
10. <a href="#">Lyon</a>	1	0.94%