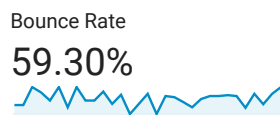
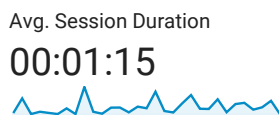
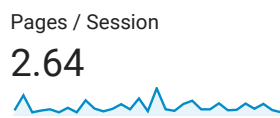
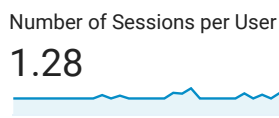
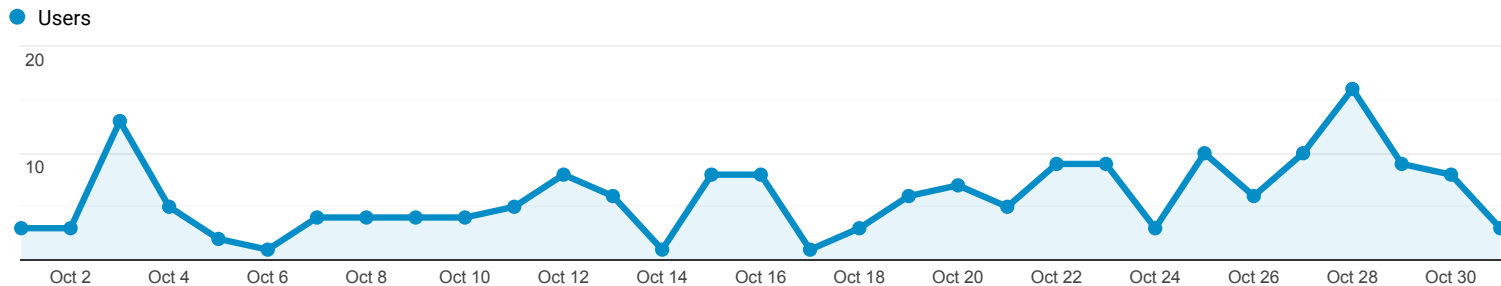


Audience Overview

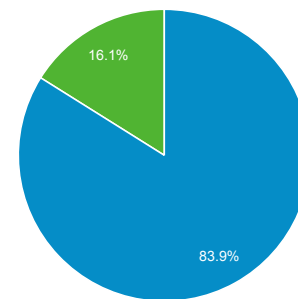
Oct 1, 2020 - Oct 31, 2020

All Users
100.00% Users

Overview



■ New Visitor ■ Returning Visitor



City	Users	% Users
1. Madison	52	32.50%
2. Chicago	22	13.75%
3. (not set)	12	7.50%
4. Sun Prairie	6	3.75%
5. Cottage Grove	4	2.50%
6. Stoughton	4	2.50%
7. Beijing	2	1.25%
8. Santa Clara	2	1.25%
9. Des Moines	2	1.25%
10. Champaign	2	1.25%