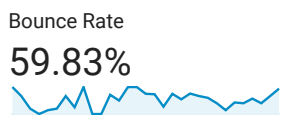
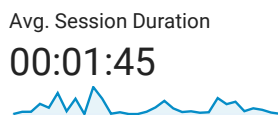
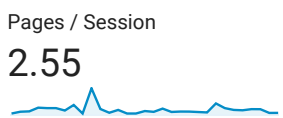
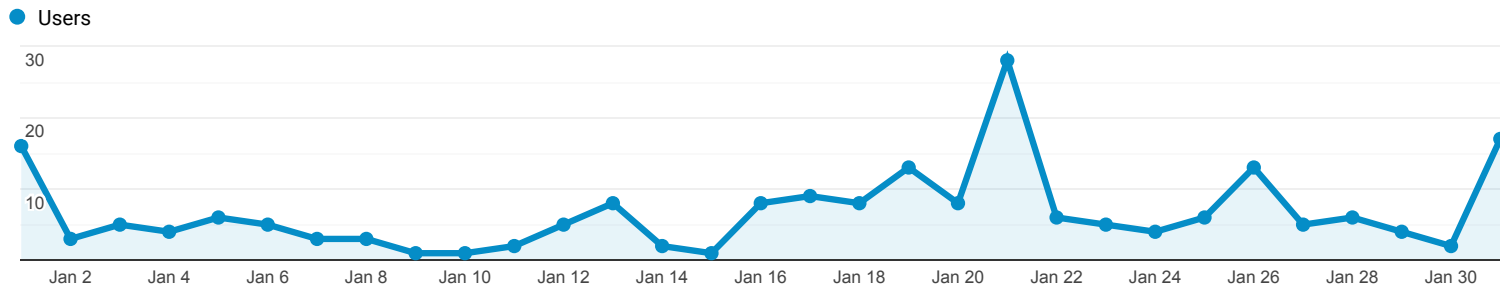


Audience Overview

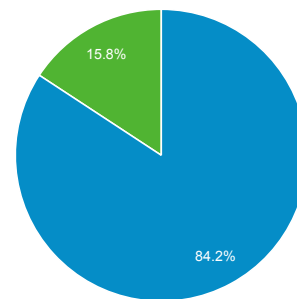
Jan 1, 2022 - Jan 31, 2022

All Users
100.00% Users

Overview



■ New Visitor ■ Returning Visitor



City	Users	% Users
1. Madison	68	39.53%
2. Columbus	29	16.86%
3. Ashburn	21	12.21%
4. (not set)	5	2.91%
5. Fitchburg	5	2.91%
6. Chicago	4	2.33%
7. Dallas	4	2.33%
8. Middleton	3	1.74%
9. Milwaukee	3	1.74%
10. Verona	3	1.74%