

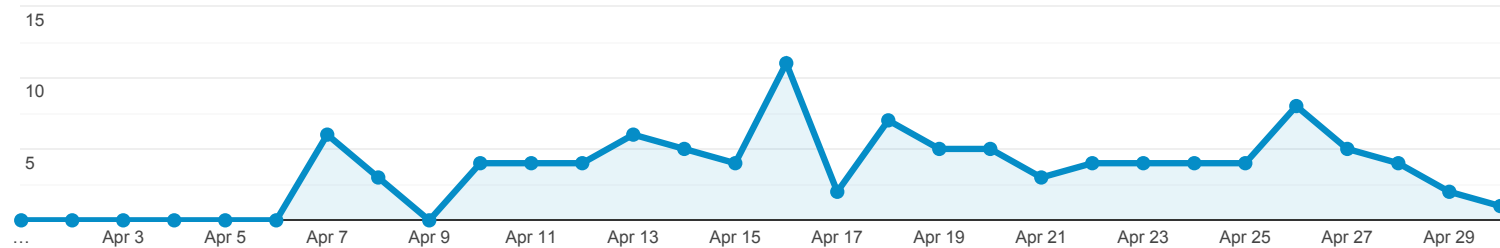
Audience Overview

Apr 1, 2022 - Apr 30, 2022

All Users
100.00% Users

Overview

Users



Users



New Users



Sessions



Number of Sessions per User



Pageviews



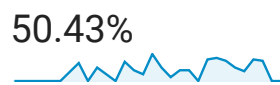
Pages / Session



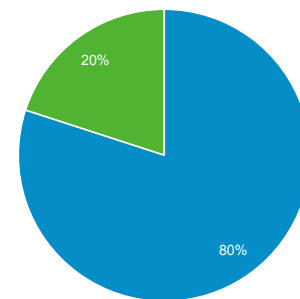
Avg. Session Duration



Bounce Rate



New Visitor Returning Visitor



City	Users	% Users
1. Madison	44	44.90%
2. Columbus	11	11.22%
3. (not set)	9	9.18%
4. Chicago	7	7.14%
5. Milwaukee	6	6.12%
6. Bainbridge Island	4	4.08%
7. New York	2	2.04%
8. Sun Prairie	2	2.04%
9. Fitchburg	2	2.04%
10. Los Angeles	1	1.02%